

capsulo®

BRIGHTEN YOUR
YAG AND RETINAL
LASER TREATMENTS



LUMIBIRD®
MEDICAL

Capsulotomy and Iridotomy
Photocoagulation (optional)

PRECISE, POWERFUL...

- Exclusive high quality optics optimized for enhanced viewing of the anterior and posterior segments
- Advanced illumination enriching operator's view
- Next-generation Nd: YAG laser cavity



Proprietary 2-position illumination tower offering dual illumination angles

Wide ranging Anterior and Posterior Offset

Continuously variable energy level 3Hz repetition rate

Advanced **two-point green** aiming beam for rapid and precise tissue targeting

**FULLY INTEGRATED,
EASY TO USE AND
HIGHLY VERSATILE.**

**The all-in-one YAG laser
solution for the discerning
ophthalmologist.**

High Quality optics

Standby/Ready
status LEDs

ADVANCED FUNCTIONAL DESIGN

Slit Lamp manufactured
and designed by
Lumibird Medical

Full touch
screen control



A GLAUCOMA, CATARACT AND RETINA LASER ALL-IN-ONE

When combined with a Vitra 2[®] photocoagulator, Capsulo offers an ideal all-in-one laser platform

- Peripheral Iridotomy
- Posterior Capsulotomy
- Single/Multispot Retinal Photocoagulation



ADVANCED ILLUMINATION

Variable light tower height offering to 2 different illumination angles:




LOW POSITION

for diagnosis/treatment of the anterior segment utilizing a 16° illumination angle



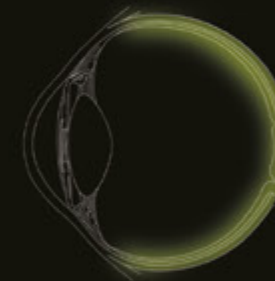
Posterior Capsulotomy




Peripheral Iridotomy

HIGH POSITION

for diagnosis/treatment* of the posterior pole utilizing a 7,5° illumination angle



Pan-Retinal Photocoagulation




TRIPLE ARCS



SQUARE



CIRCLE



SINGLE SPOT

*When combined with a Vitra 2[®] photocoagulator

capsulo®

TECHNICAL SPECIFICATIONS



	Capsulo - YAG Laser	Vitra 2 - Photocoagulator (Optional)
Laser Source	Q-switched Nd:YAG	Frequency doubled Nd:YAG
Wavelength	1064nm	532 nm
Energy	0.3 to 10mj per pulse continuously variable	1500 mW (at tissue)
Pulse Width	4ns	10 ms to continuous
Pulse mode	1, 2 and 3 pulses per shot	Single, repeat, painting, continuous
Spot Size	10µm (86.4% energy in diameter) / 8µm FWHM	Single Spot: 50 µm to 400 µm Multispot: 100 µm to 400 µm Patterns: square, circle, triple arc, single spot
Offset (Anterior and Posterior)	0 to +/- 500µm	N/A
Illumination tower (Optional)	2 Positions: Low position: 16° illumination angle High position: 7,5° illumination angle	N/A
Aiming Beam	Green 515nm	Red 635-650 nm
Repetition Rate	up to 3 Hz	N/A
Magnification	10x, 16x, 25x	N/A
Cooling	Air cooled	By Peltier effect
Size (laser only)	65 (H) x 67 (W) x 48 (D) cm 25.6"(H) x 26.4"(W) x 18.9"(D)	18 (H) x 19,5 (W) x 30 (D) cm 7.1" (H) x 7.7" (W) x 11.8" (D)
Weight (laser only)	24,15kg – 52,1 lbs	5.6 kg - 12.3 lbs
Power requirements	100 to 240 VAC, 250 VA, 50/60 Hz	100 to 240 VAC, 250 VA, 50/60 Hz
Laser indirect ophthalmoscope	N/A	Keeler Vantage Plus (external laser adapter)
Laser slit lamp compatible with QM Vitra 2 laser	Yes	N/A

Specifications are subject to change without notice. Non contractual pictures.
©2026. Capsulo® and Vitra 2® are registered trademarks of Quantel Medical and Lumibird Medical. All rights reserved.

CE
0459



Manufacturer
Quantel Medical
1 Rue du Bois Joli – CS40015
63808 Cournon d'Auvergne – France
Tel.: +33 (0)4 73 745 745
Email: contact@lumibirdmedical.com
ISO 13485 : 2016

Headquarters
Lumibird Medical
1, Rue du Bois Joli - CS40015
63808 Cournon d'Auvergne – France
Tel: +33 (0)4 73 745 745

QUANTEL MEDICAL
A brand of



LUMIBIRD®
MEDICAL

www.lumibirdmedical.com