



# integre<sup>®</sup> pro scan

The pattern scanning  
multi-color photocoagulator  
that puts you in control

RETINAL PHOTOCOAGULATION

---

LASER TRABECULOPLASTY

---

LASER IRIDOTOMY

---

**Helping the world see clearly**

# Transforming retinal photocoagulation — effectively, efficiently

With Integre® Pro Scan from Ellex, you can transform the efficacy and efficiency of retinal photocoagulation. At the touch of a button, the system can deploy a comprehensive choice of patterns that are spaced, shaped and positioned consistently and precisely for the accurate and efficient treatment of retinal disease.

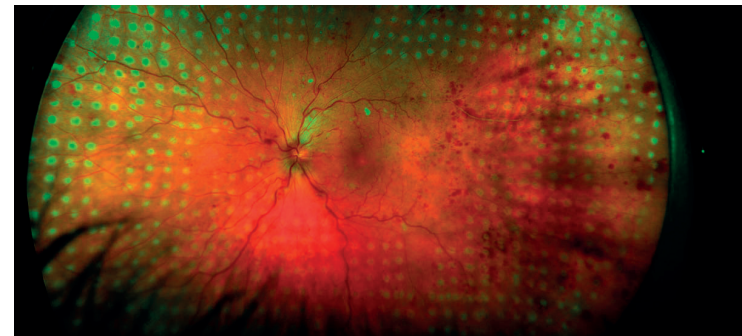
**Choose Integre® Pro Scan and you'll be able to treat patients up to twice as quickly than is possible with conventional single-spot photocoagulation.**

integre® **pro scan**

## **Uniform energy distribution**

Integre Pro Scan's proprietary dual-mode laser cavity delivers uniform energy distribution across the full spot diameter, eliminating hotspots and achieving optimal, homogenous burns.

It's a key feature that means you can achieve consistent, predictable treatment outcomes across a broad range of pathologies.



**Integre® Pro Scan delivers uniform energy distribution**

*Image provided by Dmitri Yellachich, MD (Australia)*



integrepro  
scan

ellex

16x  
40x  
25x

7  
5

100  
50

60 30 0 30 60 90

← ○ → 🌐 →  
12  
← ○ → ○ →

# A pattern and wavelength for every pathology

Integre® Pro Scan from Ellex combines multi-color photocoagulation with a precise computer-controlled pattern scanning laser in an ergonomically advanced all-in-one laser/slit lamp design.

**Whether positioning focal treatment in the macular area, or performing PRP in the periphery, Integre® Pro Scan provides a comprehensive pattern and wavelength choice to cover all retinal pathologies.**

With Integre® Pro Scan, the following wavelength configurations are available:



YELLOW-RED CONFIGURATION (561 nm and 670 nm)

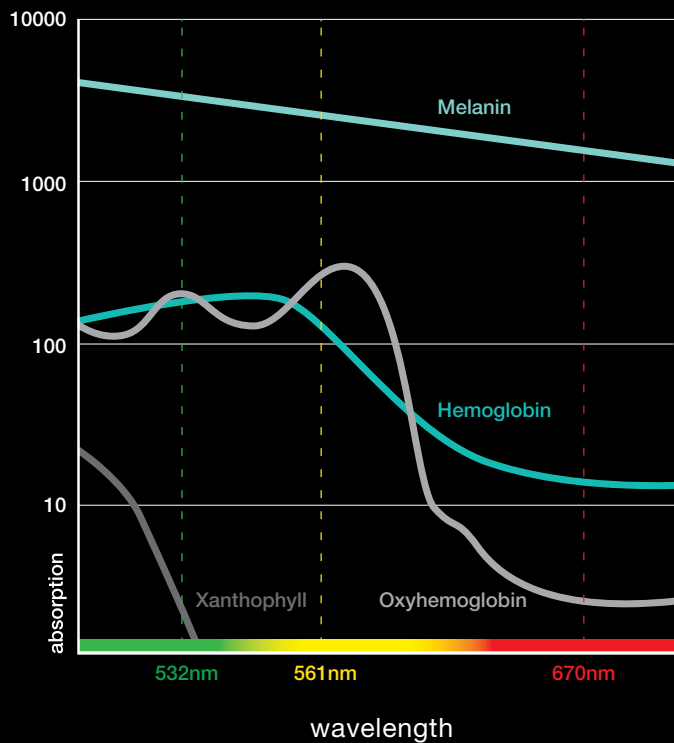


GREEN CONFIGURATION (532 nm)



YELLOW CONFIGURATION (561 nm)

## Wavelength Clinical Characteristics



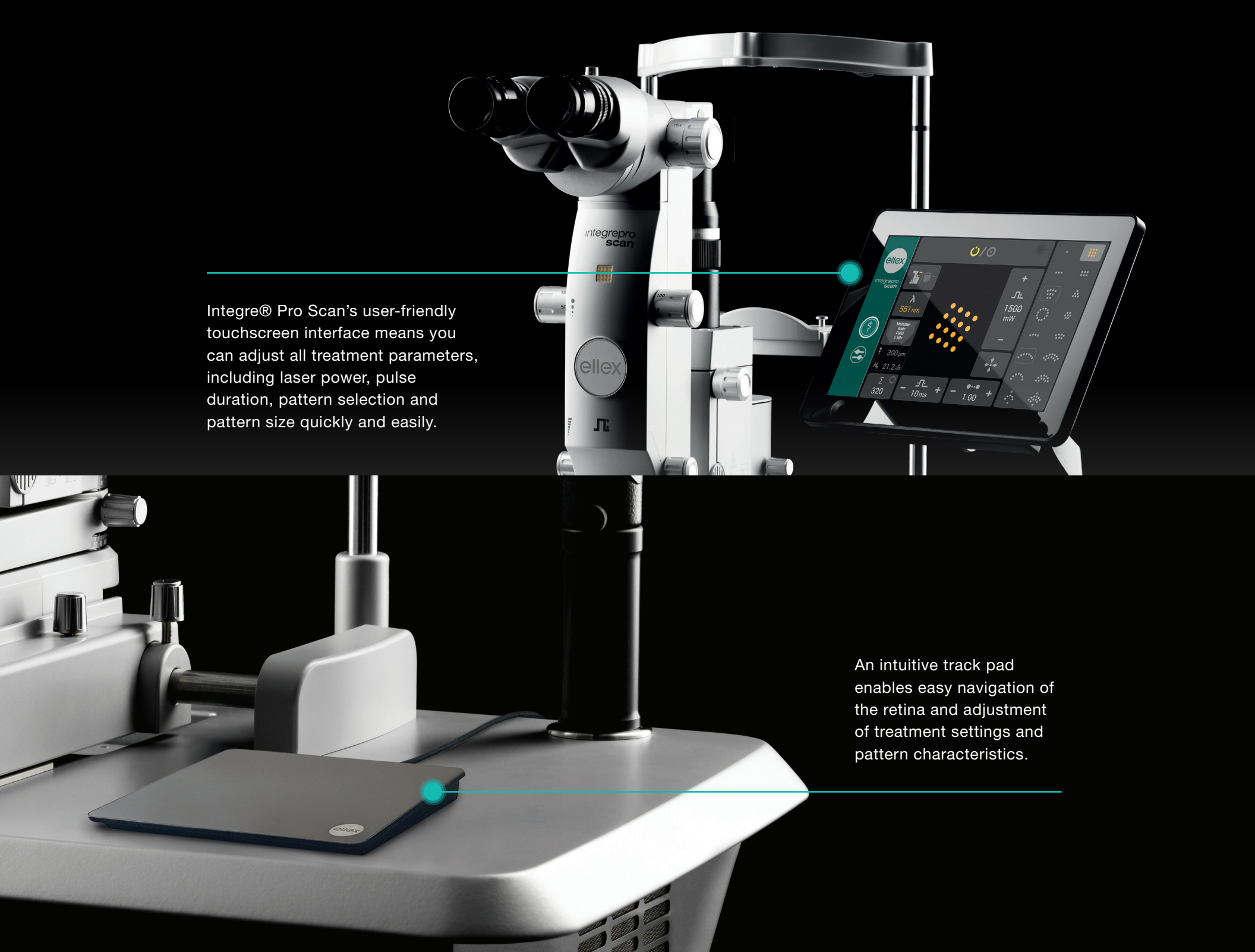
## True Spot Optics

Integre® Pro Scan's enhanced True Spot™ optical system gives you a clearer view of the fundus. It's a system that delivers excellent visualization and illumination, alongside enhanced depth perception and a wider peripheral view.

When it's combined with an optimal red-reflex, it's also a solution that enables you to titrate power levels precisely to deliver highly accurate treatment.

# Specifications

|                            |  |                                |   |
|----------------------------|--|--------------------------------|---|
| <b>Laser Source</b>        | Solid-state laser diode and cavity   | <b>Spot Size</b>               | Pattern: 100 to 500 µm, continuously variable<br>Single Spot: 50 to 1000 µm, continuously variable  |
| <b>Wavelength</b>          | 1 Yellow-red configuration: 561 nm and 670 nm<br>2 Yellow configuration: 561 nm<br>3 Green configuration: 532 nm   | <b>Spot Spacing</b>            | Pattern: 0 (touching),<br>0.25, 0.5, 0.75, 1.0, 1.25, 1.5, 1.75, 2.0 spot-width<br>Single Spot: N/A |
| <b>Power at the Cornea</b> | Red: 50 – 1000 mW, Yellow: 50 – 1500 mW,<br>Green: 50– 1500 mW   | <b>Pulse duration</b>          | Pattern: 10, 20, 30 ms<br>Single Spot: 10 – 8000 ms   |
| <b>Exposure Time</b>       | Pattern: 10, 20, 30, Single Spot: 0.01 to 8.0 seconds  | <b>Repeat Mode</b>             | Pattern: N/A, Single Spot: 50 – 1000 ms   |
| <b>Patterns</b>            | Linear (2 to 7 spots)<br>Rectangle (2x3, 2x4, 2x5, 2x6, 2x7)<br>Square (2x2, 3x3, 4x4, 5x5, 6x6)<br>Triangle (3, 6, 10, 15, 21 and 28 spots)<br>Circle – filled (7, 12, 19, 27 and 37 spots)<br>Circle – empty (12, 18, 24 and 30 spots)<br>Single Half Circle (4, 7 and 10 spots)<br>Double Half Circle (11, 17 and 23 spots)<br>Circle Sector 60 (3 to 7 spots)<br>Circle Sector 120 (5, 7, 9 and 11 spots)<br>Double Circle Sector 60 (5, 7, 9 and 11 spots)<br>Double Circle Sector 120 (8, 12, 16 and 20 spots)<br>Variable curve, double curve and filled sector | <b>Aiming Beam</b>             | Red 635 nm, adjustable intensity  |
|                            |  | <b>Magnification</b>           | 6x, 10x, 16x, 25x, 40x  |
|                            |  | <b>Cooling</b>                 | Air cooled  |
|                            |  | <b>Electrical Requirements</b> | 100-240 VAC, 50/60 Hz, 800 VA   |
|                            |  | <b>Weight</b>                  | 35kg, 77 lbs. (laser only)  |
|                            |  | <b>Dimensions (HxWxD)</b>      | 62 x 76 x 47 cm, 24 x 30 x 19 inches (laser only)   |



The image shows the Integre Pro Scan laser treatment device, a white and black ophthalmic instrument. It features a large, adjustable touchscreen interface on the right side, which displays various treatment parameters and a grid of orange dots representing a treatment pattern. The device is mounted on a stand and has a track pad on the base. The brand name 'ellex' is visible on the front of the device.

Integre® Pro Scan's user-friendly touchscreen interface means you can adjust all treatment parameters, including laser power, pulse duration, pattern selection and pattern size quickly and easily.

An intuitive track pad enables easy navigation of the retina and adjustment of treatment settings and pattern characteristics.

# Integre® pro scan



Find out how Integre® Pro Scan will help you set new standards in deploying laser photocoagulation in the treatment of retinal disease.

## Manufacturer

Ellex Medical Pty Ltd  
3-4 Second Avenue  
Mawson Lakes, SA 5095 Australia  
Tel: +61 (0)8 7074 8200  
ISO 13485 : 2016

## Headquarters

Lumibird Medical  
1, Rue du Bois Joli - CS40015  
63808 Cournon d'Auvergne - France  
Tel: +33 (0)4 73 745 745

Helping the world see clearly



QUANTEL MEDICAL - ELLEX - OPTOTEK MEDICAL

© 2020, Ellex Medical Pty Ltd. Integre® Pro Scan, True Spot, Total Solution and Power Control are trademarks of Ellex Medical Pty Ltd. Ellex is a registered trademark of Ellex Medical Pty Ltd. International patents pending and/or granted. E&OE. PB0018C.

Integre® Pro Scan has a CE Mark (Conformité Européenne) and US Food and Drug Administration (FDA) 510(k) Market release for the indications of Retinal Photocoagulation, Laser Trabeculoplasty and Laser Iridotomy.







# integre<sup>®</sup> pro

The multi-color  
photocoagulator optimizing  
diagnosis and treatment

RETINAL PHOTOCOAGULATION

---

LASER TRABECULOPLASTY

---

LASER IRIDOTOMY

---

**Helping the world see clearly**

# High precision performance for retinal disease treatment

Integre® Pro will enable you to set new standards in retinal laser photocoagulation. Combining high-precision optics matched to optimized laser performance, Integre® Pro is one of the leading systems for the diagnosis and treatment of retinal disease.

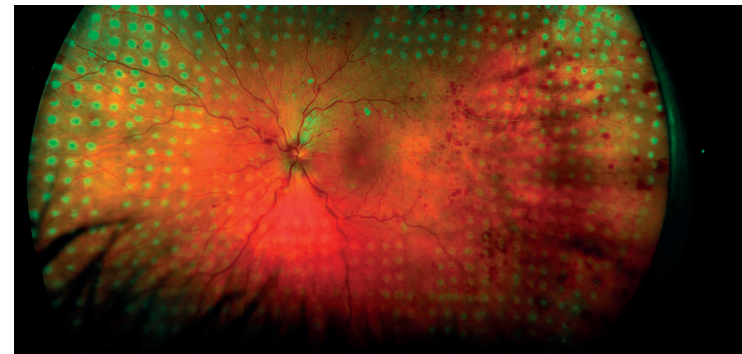
**Choose Integre® Pro from Ellex, and you'll be able to transform the efficacy and efficiency of retinal photocoagulation.**

integre® pro

## Uniform energy distribution

Integre Pro's proprietary dual-mode laser cavity delivers uniform energy distribution across the full spot diameter, eliminating hotspots and achieving optimal, homogenous burns\*.

Whether you are positioning focal treatment in the macular area, or performing PRP in the periphery, it's a key design feature that enables you to achieve consistent, predictable treatment outcomes across a broad range of pathologies.



Integre® Pro delivers uniform energy distribution

*Image provided by Dmitri Yellachich, MD (Australia)  
\*Based on system performance testing.*



# A wavelength for every pathology

Integre® Pro from Ellex features multi-color photocoagulation in an ergonomically advanced all-in-one laser/slit lamp design that provides an effective solution for retinal disease diagnosis and treatment.

**Integre® Pro's high power, yellow-red configuration sets the standard for multi-color laser technology, offering the full treatment spectrum of a traditional three-color photocoagulator.**

With Integre® Pro, the following wavelength configurations are available:



YELLOW-RED CONFIGURATION (561 nm and 670 nm)

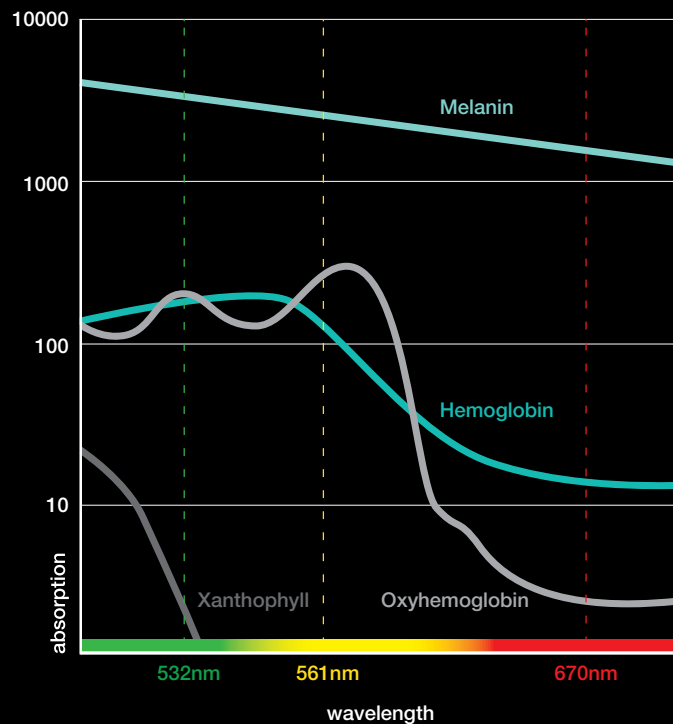


GREEN CONFIGURATION (532 nm)



YELLOW CONFIGURATION (561 nm)

## Wavelength Clinical Characteristics



## Accurate visualization, precise titration

The purpose-built Integre® Pro slit lamp, which channels the laser directly through the slit lamp optics for better visualization and optimal illumination, is optimized for use in the posterior segment. Featuring a 10-degree stereoscopic angle, it provides enhanced depth perception and a wider peripheral view, as well as high-contrast imaging and optimal illumination of the fundus.

When it's combined with an optimal red-reflex, it's a solution that enables you to titrate power levels precisely to deliver highly accurate treatment.

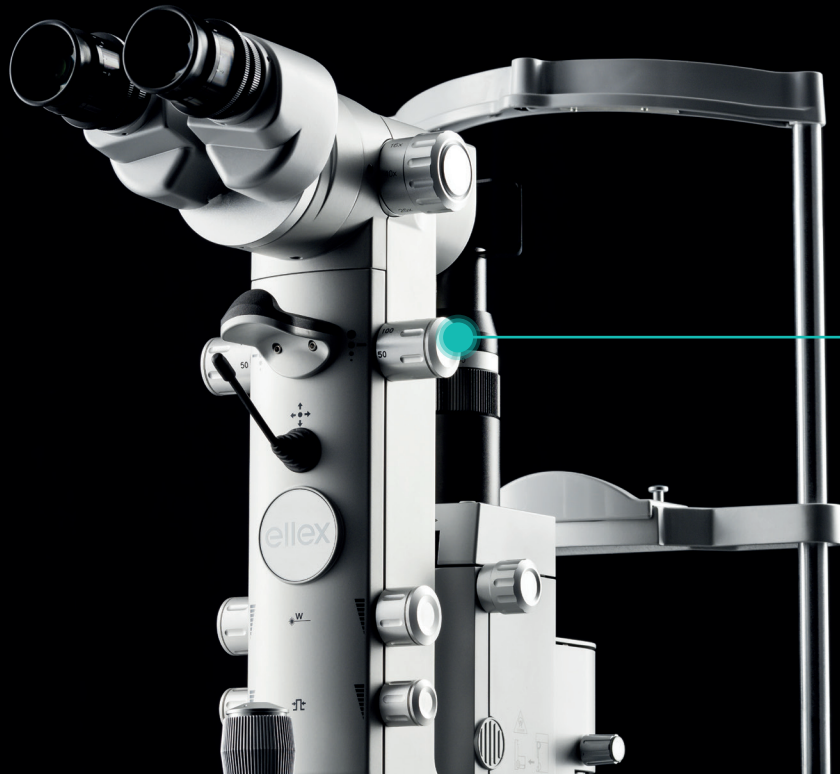
## Continuous feedback for excellent results

Integre® Pro delivers real-time, active light feedback that continuously monitors and adjusts power output, combined with high-grade laser components. The result is consistent, reliable performance in the treatment of retinal disease.

# Specifications

|                                |  |
|--------------------------------|--|
| <b>Laser Source</b>            | Solid-state laser diode and cavity   |
| <b>Wavelength</b>              | 1 Yellow-red configuration: 561 nm and 670 nm<br>2 Yellow configuration: 561 nm<br>3 Green configuration: 532 nm |
| <b>Power at the fiber port</b> | Red: 1 watt. Yellow: 1.5 watts. Green: 1.5 watts   |
| <b>Power at the Cornea</b>     | Red: 50 – 1500 mW, Yellow: 50 – 1500 mW, Green: 50 – 1500 mW   |
| <b>Exposure Time</b>           | 0.01 to 8.0 seconds  |
| <b>Spot Size</b>               | 50 to 1000 $\mu$ m, continuously variable  |
| <b>Repeat Mode</b>             | Up to 20 Hertz   |
| <b>Aiming Beam</b>             | Red 635 nm, adjustable intensity   |
| <b>Micromanipulator</b>        | Ambidextrous, vibration damped   |
| <b>Magnification</b>           | 6x, 10x, 16x, 25x, 40x   |
| <b>Electrical Requirements</b> | 100-240 VAC, 50/60 Hz, 800 VA  |
| <b>Cooling</b>                 | Air cooled   |
| <b>Weight</b>                  | 32kg, 71 lbs. (laser only)   |
| <b>Dimensions (HxWxD)</b>      | 62 x 76 x 47 cm, 24 x 30 x 19 inches (laser only)  |

The Yellow-Red multi-wavelength configuration provides the flexibility to address a number of different pathologies.



All controls — spot size, energy, shot duration and micromanipulator — are conveniently located, right at your fingertips.

# Integre® pro



Find out how Integre® Pro will help you set new standards in deploying laser photocoagulation in the treatment of retinal disease.

---

#### Manufacturer

Ellex Medical Pty Ltd  
3-4 Second Avenue  
Mawson Lakes, SA 5095 Australia  
Tel: +61 (0)8 7074 8200  
ISO 13485 : 2016

---

---

#### Headquarters

Lumibird Medical  
1, Rue du Bois Joli - CS40015  
63808 Cournon d'Auvergne - France  
Tel: +33 (0)4 73 745 745

---

Helping the world see clearly



© 2018, Ellex Medical Pty Ltd. Integre® Pro, True Spot, Total Solution and Power Control are trademarks of Ellex Medical Pty Ltd. Ellex is a registered trademark of Ellex Medical Pty Ltd. International patents pending and/or granted. E&OE. PB0018C.

Integre® Pro has a CE Mark (Conformité Européenne) and US Food and Drug Administration (FDA) 510(k) Market clearance for the indications of Retinal Photocoagulation, Laser Trabeculoplasty and Laser Iridotomy.

